

The diffusion equation

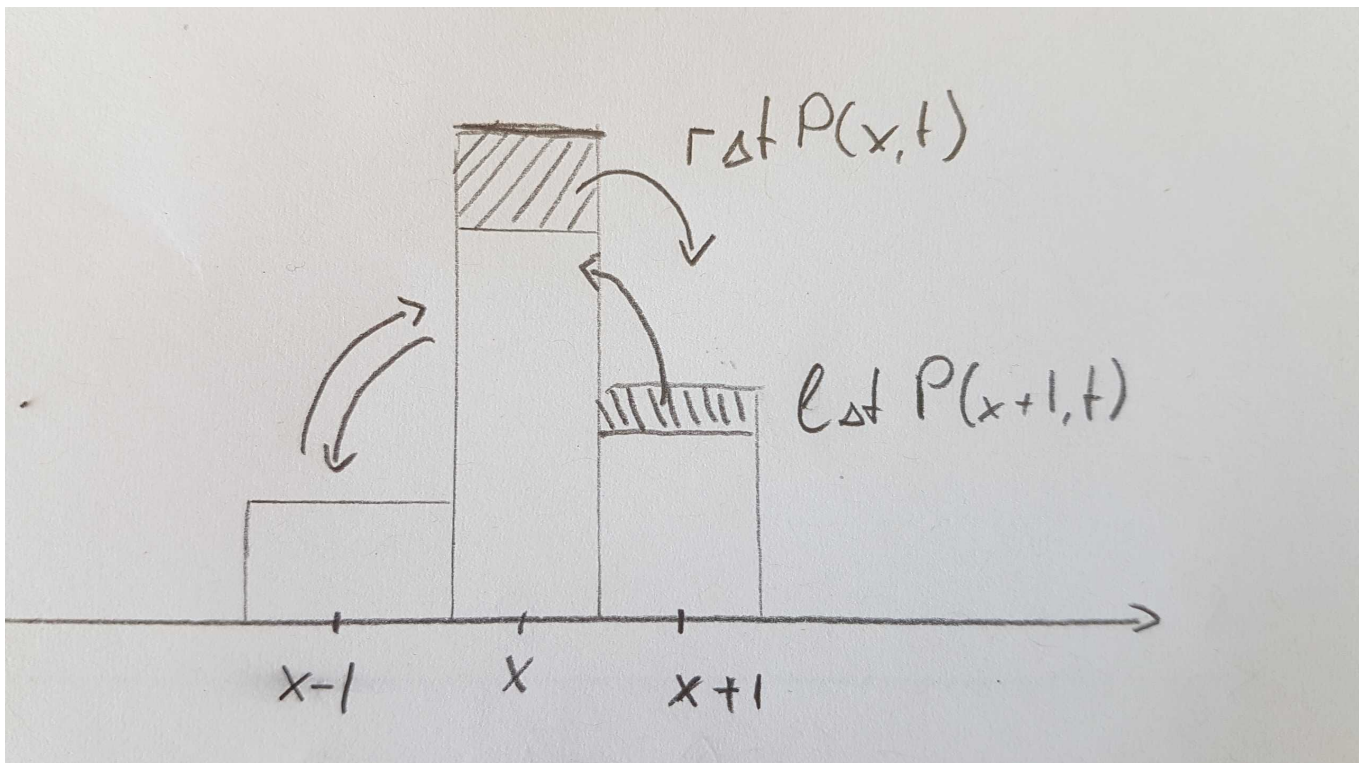
in the previous video, we discussed random walks and showed that the distribution of a walker who steps right with probability p and left otherwise obeys the relation

$$P(x|n+1) = pP(x-1|n) + (1-p)P(x+1|n)$$

This relation is discrete both in time (number of steps) and space (lattice points x). In reality, molecules move continuously in time and space. We will relax these assumptions and study what happens when we make the time and space discretization finer and finer. Mathematically, we can take this to the infinitesimal limit, when treating problems numerically, we need to maintain some level of discreteness.

We will start by making the time steps smaller.

Instead of steps $n = 1, 2, 3, \dots$ consider a continuous time variable t and rates r and l to hop right or left. Rates have the dimension 1/time and products of rates and time intervals are dimensionless. The probability that the particle hops right in a small time interval Δt is therefore $r\Delta t$. With probability $1 - (r+l)\Delta t$ nothing happens.



The above equation then becomes

$$P(x|t + \Delta t) = \overbrace{(1 - (r+l)\Delta t)P(x|t)}^{\text{nothing happens}} + \underbrace{r\Delta t P(x-1|t)}_{\text{hop right}} + \overbrace{l\Delta t P(x+1|t)}^{\text{hop left}}$$

We now subtract $\Delta t P(x|t)$ and divide by Δt to obtain:

$$\frac{P(x|t + \Delta t) - P(x|t)}{\Delta t} = \overbrace{-(r+l)P(x|t)}^{\text{nothing happens}} + \underbrace{rP(x-1|t)}_{\text{hop right}} + \overbrace{lP(x+1|t)}^{\text{hop left}}$$

The left hand side of the equation above is a discrete derivative and turn into $\frac{dP(x|t)}{dt}$ if we take the limit $\Delta t \rightarrow 0$.

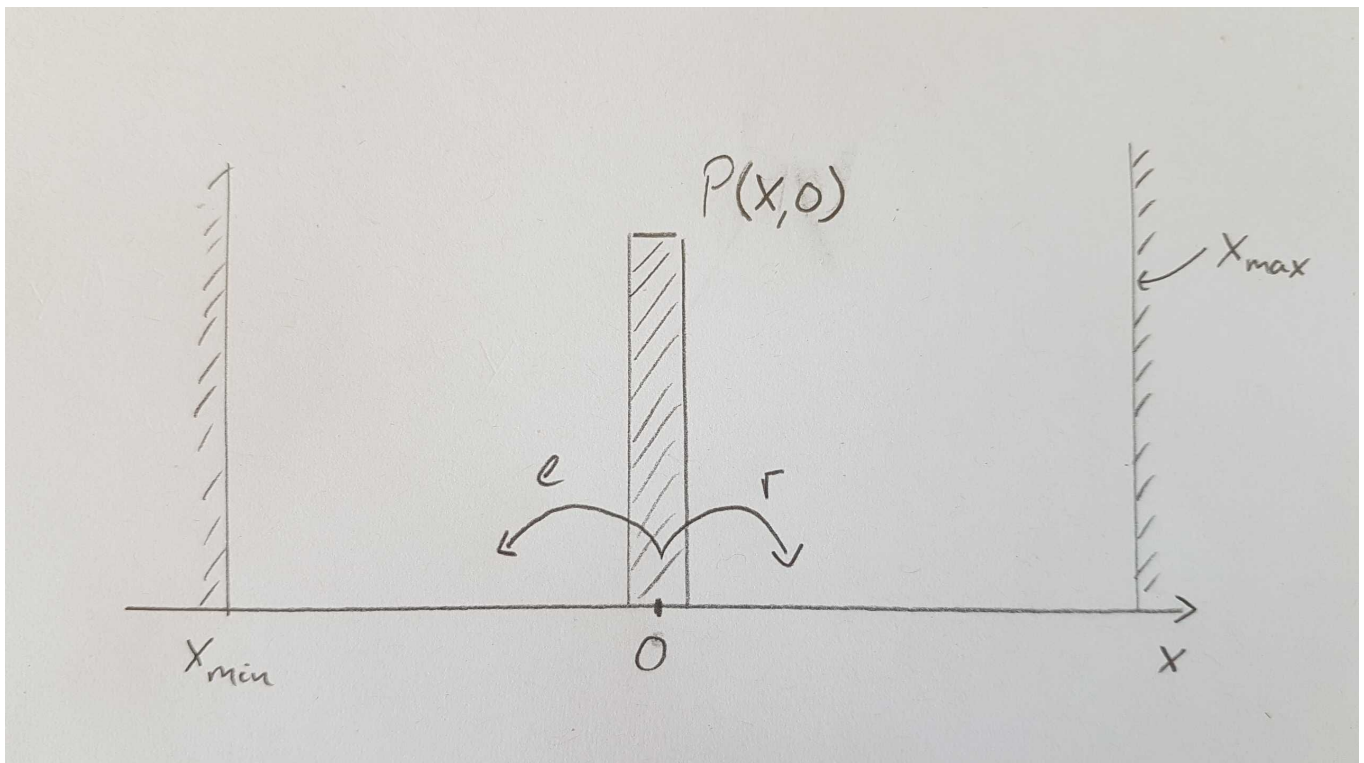
$$\frac{dP(x|t)}{dt} = r [P(x-1|t) - P(x|t)] + l [P(x+1|t) - P(x|t)]$$

For each value of x we have thus obtained a differential equation that couples neighboring points in space!

Initial condition and boundary conditions

We can solve this equation numerically starting from an initial condition

$$P(x|0) = \begin{cases} 1 & x = 0 \\ 0 & \text{otherwise} \end{cases}$$



We will often restrict our analysis to a region $x \in [x_{min}, x_{max}]$. At the boundary, typically one of two things can happen:

- particles are lost forever when they cross x_{min} or x_{max} . This is called an absorbing boundary.
- particles never cross x_{min} or x_{max} . This is called a reflecting boundary.

Solving the random walk dynamics in continuous time

After this short digression to introduce arrays, we will now solve the above equation for the probability of a random walker to be in position x after time t numerically.

In [13]:

```
import numpy as np
import matplotlib.pyplot as plt
# define the domain
xmin = -100
xmax = 100
x = np.arange(xmin, xmax)

# make an array with the initial condition
p = np.zeros_like(x, dtype=float)
p[xmin] = 1 # this position corresponds to x=0

# define the hopping rates. Note these have units 1/time and don't need to add u
# to one
r = 0.5
l = 0.4

# define the derivative
def dpdt(p, r, l):
    dp = np.zeros_like(p)
    # for an array a=[0,1,2,3,4], a[1:] is [1,2,3,4] (everything but the first)
    # and a[:-1] is [0,1,2,3] (everything but the last)
    dp[1:-1] += r*(p[:-2] - p[1:-1]) + l*(p[2:] - p[1:-1])
    dp[0] += l*p[1] - r*p[0]
    dp[-1] += r*p[-2] - l*p[-1]

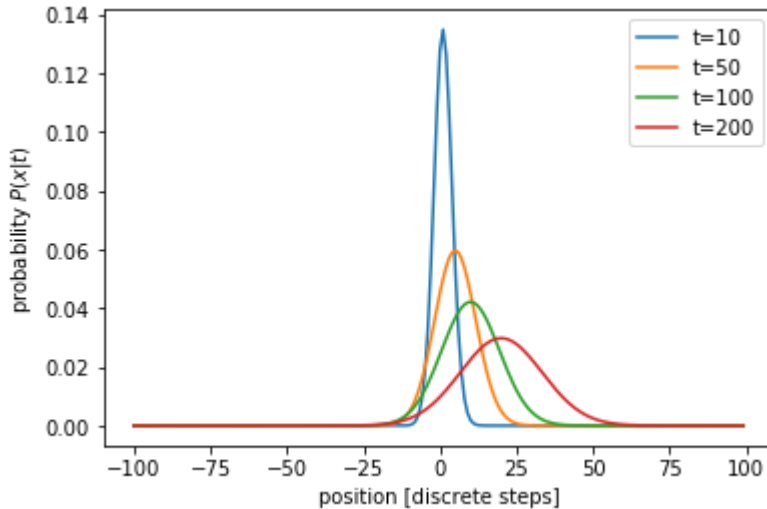
    return dp

# the actual solution of the equation
dt = 0.01
t=0
for tmax in [10,50,100,200]:
    while (t<tmax):
        p += dt*dpdt(p,r,l)
        t += dt
    plt.plot(x,p, label=f't={tmax}')

plt.xlabel('position [discrete steps]')
plt.ylabel('probability $P(x|t)$')
plt.legend()
```

Out[13]:

<matplotlib.legend.Legend at 0x7f3148732f10>



Taking the continuous limit in space

Above, we took the discrete update rules for a random walk on discrete lattice points and turned this into an equation that describes the evolution of the probability distribution in continuous time. Now, we will tackle the problem of reducing the lattice spacing and take the continuum limit in space. Let's just take the equation from above and replace ± 1 by $\pm \delta x$

$$\frac{dP(x|t)}{dt} = r [P(x - \delta x|t) - P(x|t)] + l [P(x + \delta x|t) - P(x|t)]$$

We want to treat $P(x|t)$ as a continuous function of x and consider smaller and smaller δx . Once δx is small enough, we can approximate $P(x \pm \delta x|t)$ by its [Taylor series](https://en.wikipedia.org/wiki/Taylor_series)

(https://en.wikipedia.org/wiki/Taylor_series)

$$P(x \pm \delta x|t) = P(x|t) \pm \delta x \frac{dP(x|t)}{dx} + \frac{\delta x^2}{2} \frac{d^2P(x|t)}{dx^2} + \dots$$

Before substituting this into the above equation, note that all terms proportional to $P(x|t)$ disappear. Further note that the left/right terms proportional to $\frac{dP(x|t)}{dx}$ have opposite signs, while those proportional to $\frac{d^2P(x|t)}{dx^2}$ have the same sign.

This then combines to the following expression

$$\frac{dP(x|t)}{dt} = (r + l) \frac{\delta x^2}{2} \frac{d^2P(x|t)}{dx^2} + (l - r) \delta x \frac{dP(x|t)}{dx}$$

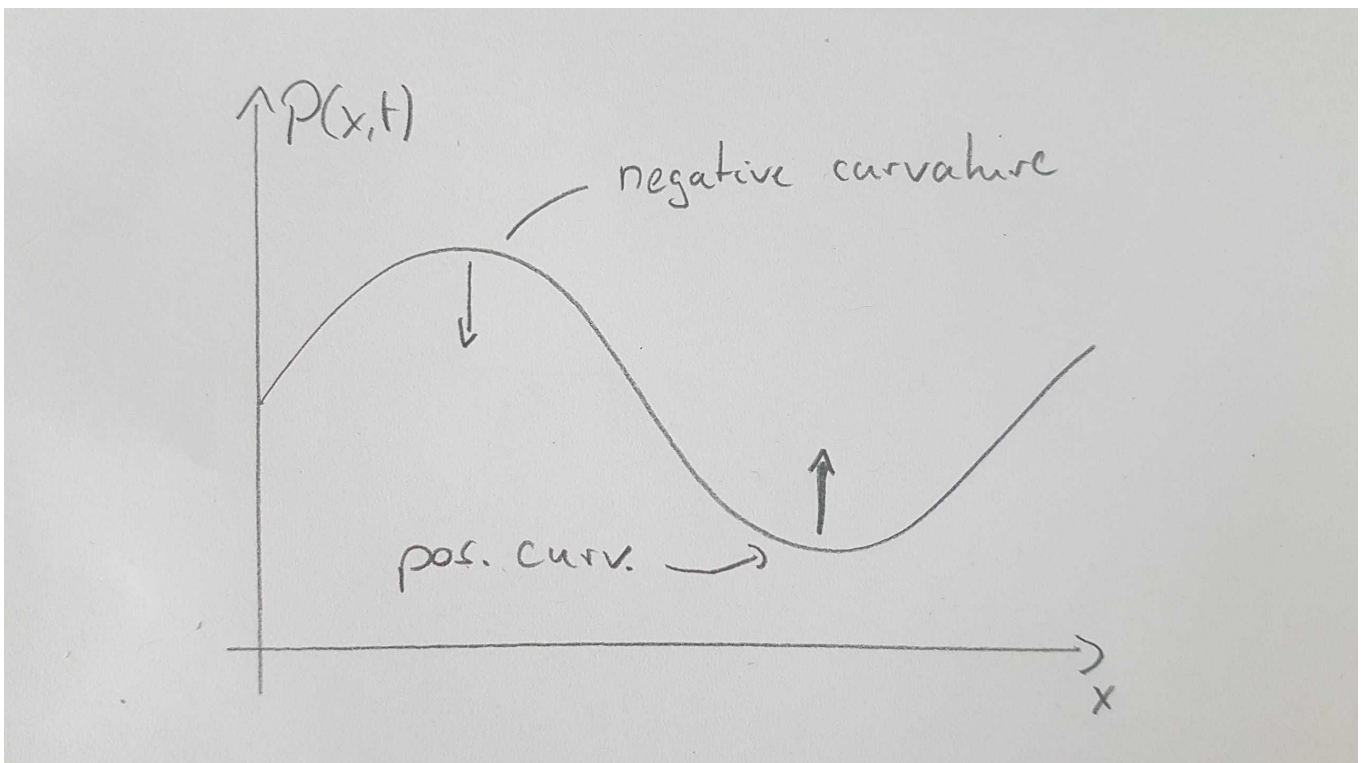
Now remember that r and l were the rate at which the particle hops left or right a distance δx . Now that we are changing δx and considering the limit of smaller and smaller δx , we need to adjust r and l . Ultimately, we want a description that does not depend on the arbitrary choice of δx we have made and we have to realize that r and s were just auxiliary quantities tied to the discretization. Defining the diffusion constant D and the velocity v as

$$D = \frac{(r + l)\delta x^2}{2} \quad \text{and} \quad v = (r - l)\delta x$$

we obtain the diffusion equation

$$\frac{dP(x|t)}{dt} = D \frac{d^2 P(x|t)}{dx^2} - v \frac{dP(x|t)}{dx}$$

Note that the rate r and l we initially defined are rates and have units of 1/time. The diffusion constant therefore has units $\text{length}^2/\text{time}$ and the velocity v has units of $\text{length}/\text{time}$.



Solution of the diffusion equation

Depending on the initial conditions and the boundary conditions, there are different approaches to solving the diffusion equation. We will first tackle the case where we initially know exactly that all molecules are concentrated in a very small space and can diffuse without limits, like injecting a small drop of coloring to the a hugh still tank of water. In this case, the solution is

$$P(x|t) = \frac{1}{\sqrt{4\pi Dt}} e^{-\frac{(x-vt)^2}{4Dt}}$$

This curve is a Gaussian curve with mean and variance

$$\text{mean} = vt \quad \text{and} \quad \text{variance} = 2Dt$$

- The center of the distribution translates at constant speed v
- The width of the distribution increases as $\sqrt{2Dt}$.

Note the direct correspondence between this behavior and what we observed in the discrete case for the binomial distribution.

In [14]:

```
# Plotting the solution to the diffusion equation
D = 1.0 # dimension length^2/time
v = 0.5 # dimension length/time

def gauss_solution(x, t, v, D):
    return 1/np.sqrt(4*D*np.pi*t)*np.exp(-(x-v*t)**2/(4*D*t))

# array of 101 points between -5 and 10
x = np.linspace(-5,10,101)

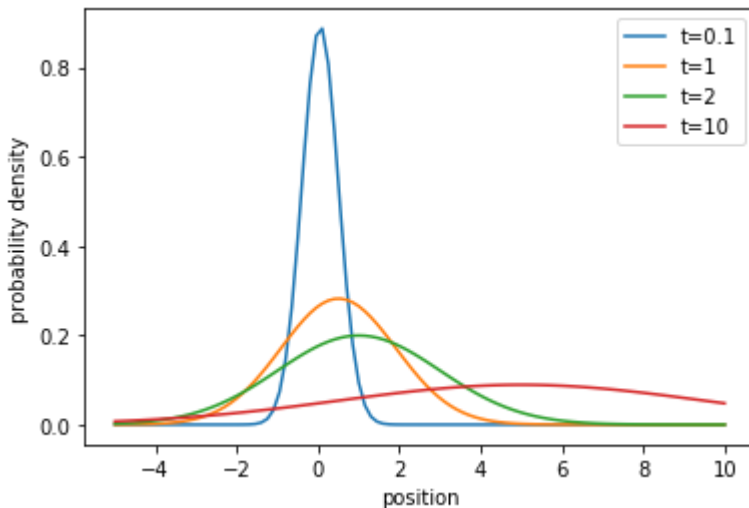
for t in [0.1, 1, 2, 10]:
    plt.plot(x, gauss_solution(x, t, v, D), label=f"t={t}")

plt.legend()
plt.xlabel("position")
plt.ylabel("probability density")

## Change v and D to see the resulting changes.
```

Out[14]:

Text(0, 0.5, 'probability density')



Numerical solution to the diffusion equation

In many situations, we will need to solve the diffusion equation numerically. There are complex algorithms out there to solve such partial differential equations, but we will follow a simpler, more intuitive, but less accurate approach. **We will undo the continuous limit and solve it in discrete time and space.**

So starting with equation

$$\frac{dP(x|t)}{dt} = D \frac{d^2 P(x|t)}{dx^2} - v \frac{dP(x|t)}{dx}$$

in continuous time and space.

If we discretize space in steps of δx , the right hand side of this equation corresponds our equation above:

$$\frac{dP(x|t)}{dt} = r [P(x - \delta x|t) - P(x|t)] + l [P(x + \delta x|t) - P(x|t)]$$

where r and l are related to D and v via

$$D = \frac{(r + l)\delta x^2}{2} \quad \text{and} \quad v = (r - l)\delta x$$

We can solve these for r and l as

$$r = \frac{D}{\delta x^2} + \frac{v}{2\delta x} \quad l = \frac{D}{\delta x^2} - \frac{v}{2\delta x}$$

In [23]:

```

# define the derivative
def dpdt(p, r, l):
    dp = np.zeros_like(p)
    dp[1:-1] += r*(p[:-2] - p[1:-1]) # jump to the right
    dp[1:-1] += l*(p[2:] - p[1:-1]) # jump to the left
    dp[0] += l*p[1] - r*p[0] # deal with the first point separately
    dp[-1] += r*p[-2] - l*p[-1] # deal with the last point separately

    return dp

# define parameters and left/right hopping rates
D = 1
v = 0.1
dx = 0.2 # if dx is too small, numerical solution is unstable
dt = 0.005 # if dt is too large, numerical solution is unstable

r = D/dx**2 + v/dx/2
l = D/dx**2 - v/dx/2
print("left/right rates:", r, l)

# set up the initial condition
x = np.arange(-5,5,dx)
p = np.zeros_like(x)
p[len(x)//2] = 1/dx # a peak at x=0 with weight 1/dx (total area =1)

# solve the equation using the forward Euler method
tmax = 1
t=0
while t<tmax:
    p += dt*dpdt(p, r, l)
    t += dt

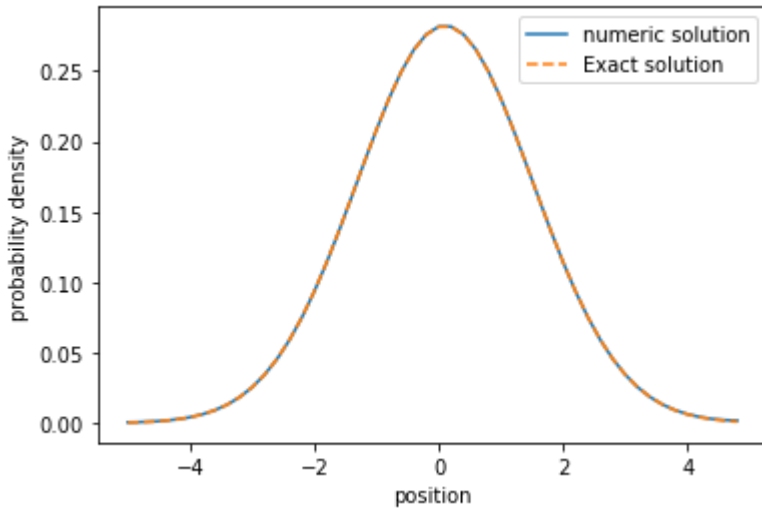
# plot the result
plt.plot(x,p, label="numeric solution")
plt.plot(x, gauss_solution(x, tmax, v, D), ls='--', label='Exact solution')
plt.legend()
plt.ylabel('probability density')
plt.xlabel('position')

```

left/right rates: 25.249999999999996 24.749999999999996

Out[23]:

Text(0.5, 0, 'position')



As you see, the numerical solution matches the exact one! And we get this match for different choices of δx and δt as long as δt is sufficiently small and δx is sufficiently large.

We will use such numerical solutions repeatedly throughout the course. So it is worth going through this in some detail.

Dig deeper

- In some limits the binomial distribution is well approximated by the Gaussian distribution. What are the similarities between the distributions? When is the discrete nature of steps in the binomial important, when isn't it? Read up on the central limit theorem!
- If you sum independently distributed random variables, means and variances are additive. How does this relate to the behavior of the diffusion process?
- Verify the expression of r and l as a function of D and v . D increases quadratically with δx . Why is that? Why doesn't v only increase linearly with δx .
- Verify that the Gaussian distribution solves the diffusion equation.

In []: